

(A joint stock limited)





CORPORATE INFORMATION	2
FINANCIAL HIGHLIGHTS	4
MANAGEMENT DISCUSSION AND ANALYSIS	5
CORPORATE GOVERNANCE AND OTHER INFORMATION	27
CONSOLIDATED BALANCE SHEET	37
PARENT COMPANY BALANCE SHEET	41
CONSOLIDATED INCOME STATEMENT	45
PARENT COMPANY INCOME STATEMENT	47
CONSOLIDATED CASH FLOW STATEMENT	49
PARENT COMPANY CASH FLOW STATEMENT	52
CONSOLIDATED STATEMENT OF CHANGE IN SHAREHOLDER 'S EQUITY	54
PARENT COMPANY STATEMENT OF CHANGE IN SHAREHOLDER 'S EQUITY	56
NOTES TO THE FINANCIAL STATEMENTS	58
DEFINITIONS	136

B D

E

M. G AN (C)
 M. ANG L
 M. ANG J (J 9, 2023)

E

M. QIN H
 M. LI C

E

M. HONG
 M. JIN L (J 9, 2023)
 M. CHAN K H (J 9, 2023)
 M. HAO (M 10, 2023)
 M. LI N (J 9, 2023)

A C

M. HONG (C)
 M. LI C
 M. JIN L (J 9, 2023)
 M. LI N (J 9, 2023)

N C

M. CHAN K H (C)
 (J 9, 2023)
 M. G AN
 M. JIN L (J 9, 2023)
 M. LI N (C) (J 9, 2023)
 M. HAO (M 10, 2023)

R C

M. JIN L (C) (J 9, 2023)
 M. HONG
 M. CHAN K H (J 9, 2023)
 M. HAO (C) (M 10, 2023)
 M. LI N (J 9, 2023)

M R C

M. G AN (C)
 M. HONG
 M. QIN H

C

M. N (C)
 M.
 M. HANG (J 9, 2023)
 M. IE
 M. QIAN C

J C

M. ANG J
 M. ONG C

A R

M. G AN
 M. ONG C

A

BDO C L P C , P. A LLP

L A H K L

C C

R H O O PRC

H R D

PRC

1. 1. 1.

P H P K B

40/F, D F C
248 Q R E
H K

H R
C H K I L

1712-1716, 17 F
H C
183 Q R E
H K

C

2120

C

I R


: (86)577 8877 1689

F : (86)577 8878 9117

E : @



B INE RE IE AND O LOOK





A

A, J 30, 2023, G, P, I, H, 30 (D, 31, 2022: 29),
10,578 (D, 31, 2022: 9,688).

I, 2023, G, D, R, P, G, P, N,
M, H, C, P, (温州醫科大學精神醫學學院)
G, E, P, (四川省南充精神衛生中心)

L, 2023, N, H, P, 14, F, P,
C, G, C, (守正創新, 穩中求進)

I, G,
G,



A

F R

RMB728.7	RMB777.9	RMB201.5	RMB43.8
2022. A	2022. D	2022. D	2022. D
26.5%	6.7%	24.9%	12.8%
			5.4%
			1.9%

30, 2023 (RMB'000) 30, 2022 (RMB'000)

R	72,92	683,079
R	4,35	51,809
O	2,5	3,417
	<u>77,925</u>	<u>738,305</u>



 A
 

R
 R
 G
 G
 G
 B R G

30,
 2023 2022
 ('000) (RMB'000)
 () ()

B R 7 44,19 689,629

三、其他非流动资产

	2023	2022
	(RMB'000)	(RMB'000)
其他非流动资产	30,000	30,000
其中：		
可供出售金融资产	57,219	542,043
长期股权投资	400,200	365,916
其他权益工具投资	1,330	176,127
其他非流动金融资产	15,900	147,586
其他非流动资产	14,100	136,141
其他非流动资产	10,300	11,445
其他非流动资产	744,190	689,629
其他非流动资产	54,492	502,057
其他非流动资产	19,705	187,572

截至2023年12月31日，可供出售金融资产账面余额为人民币54.6亿元，其中：长期股权投资1.33亿元，其他权益工具投资1.33亿元，其他非流动金融资产15.90亿元，其他非流动资产14.10亿元。可供出售金融资产公允价值变动损益为人民币4.9亿元。

截至2022年12月31日，可供出售金融资产账面余额为人民币744.2亿元，其中：长期股权投资400.20亿元，其他权益工具投资1.33亿元，其他非流动金融资产15.90亿元，其他非流动资产14.10亿元。可供出售金融资产公允价值变动损益为人民币19.71亿元。

资产

	2023 年 12 月 31 日	2022 年 12 月 31 日
	(人民币)	(人民币)
流动资产		
货币资金	10,598	9,558
应收账款	1,914,187	1,729,998
预付款项	4,087	87.0
其他应收款	1,074,222	1,505,499
存货	553,572	513,773
其他流动资产	345	341
流动资产合计	4,199,529	74,837
非流动资产		
长期股权投资	52	50
固定资产	379	588,610
无形资产	39	391
其他非流动资产		
非流动资产合计	250,432	225,032
资产总计	4,450,000	2,500,000
流动负债		
应付账款	33,471	28,271
预收款项	134	126
其他应付款	727,129	72,748
其他流动负债	291	323
流动负债合计	10,425	101,019
非流动负债		
长期借款	425	449
其他非流动负债		
非流动负债合计	425	449
负债合计	10,850	101,468
所有者权益		
实收资本	57,219	542,044
资本公积		
盈余公积		
未分配利润	15,931	147,585
所有者权益合计	73,150	735,532
负债和所有者权益总计	84,000	836,999



A

D 8.4% R P 6.8% B R RMB637.8
 H H K H C H P C H O E
 J 30, 2022: 85.4%) 85.7% (1.5%

D 5.4% R P B R RMB106.4
 R 14.3% (5.3% J 30, 2022: 14.6%) B R B 11.4%

D B R 2022, 78.9% B R 8.3% J 30,
 2022: 78.6%) B R 21.1% B R 6.4% J 30, 2022:
 21.4%) J 30, 2022: 12.7%) B R 13.2% ()
 68.4% (J 30, 2022: 72.0%)

G. G.


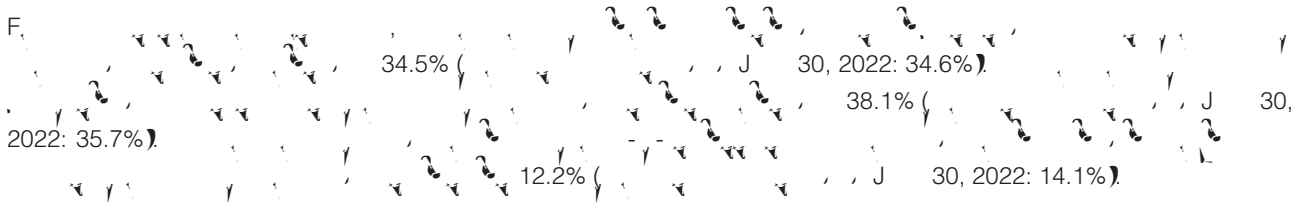
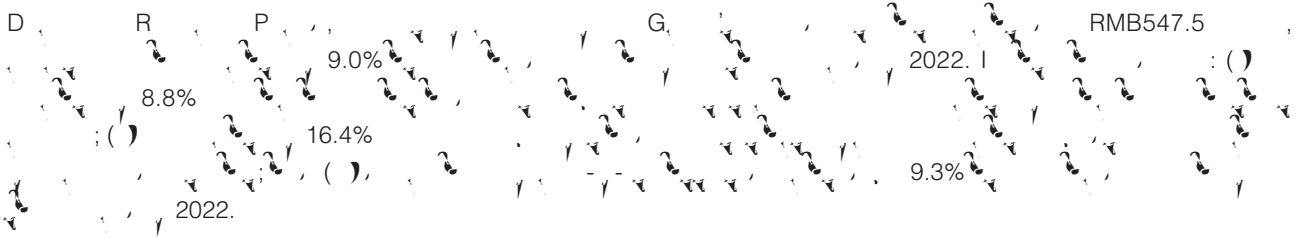
30,
 2023 2022
 ('000) (RMB'000)
 () ()

P	1,7	173,660
E	20,0	179,347
D	1,993	19,839
D	49,033	50,657
O	32,33	28,668
O	10,30	11,798
O	39,1	38,088

54,492 502,057



A



2023 2022

Category	2023 (%)	2022 (%)
P	29.9%	31.7%
O	24.9%	26.5%
O	41.3%	30.3%
O	25.9%	26.8%

1. 2. 3. 4. 5. 6. 7. 8. 9. 10. 11. 12. 13. 14. 15. 16. 17. 18. 19. 20. 21. 22. 23. 24. 25. 26. 27. 28. 29. 30. 31. 32. 33. 34. 35. 36. 37. 38. 39. 40. 41. 42. 43. 44. 45. 46. 47. 48. 49. 50. 51. 52. 53. 54. 55. 56. 57. 58. 59. 60. 61. 62. 63. 64. 65. 66. 67. 68. 69. 70. 71. 72. 73. 74. 75. 76. 77. 78. 79. 80. 81. 82. 83. 84. 85. 86. 87. 88. 89. 90. 91. 92. 93. 94. 95. 96. 97. 98. 99. 100.

D R P G 25.9%
 J 30, 2022: 26.8%
 1.8 1.2 2022. 2022.

D R P G RMB2.8
 J 30, 2022: RMB2.0

1. 2. 3. 4. 5. 6. 7. 8. 9. 10. 11. 12. 13. 14. 15. 16. 17. 18. 19. 20. 21. 22. 23. 24. 25. 26. 27. 28. 29. 30. 31. 32. 33. 34. 35. 36. 37. 38. 39. 40. 41. 42. 43. 44. 45. 46. 47. 48. 49. 50. 51. 52. 53. 54. 55. 56. 57. 58. 59. 60. 61. 62. 63. 64. 65. 66. 67. 68. 69. 70. 71. 72. 73. 74. 75. 76. 77. 78. 79. 80. 81. 82. 83. 84. 85. 86. 87. 88. 89. 90. 91. 92. 93. 94. 95. 96. 97. 98. 99. 100.

D R P G RMB7.8
 J 30, 2022: RMB6.1
 J 30, 2022: 0.9% 1.1% G

1. 2. 3. 4. 5. 6. 7. 8. 9. 10. 11. 12. 13. 14. 15. 16. 17. 18. 19. 20. 21. 22. 23. 24. 25. 26. 27. 28. 29. 30. 31. 32. 33. 34. 35. 36. 37. 38. 39. 40. 41. 42. 43. 44. 45. 46. 47. 48. 49. 50. 51. 52. 53. 54. 55. 56. 57. 58. 59. 60. 61. 62. 63. 64. 65. 66. 67. 68. 69. 70. 71. 72. 73. 74. 75. 76. 77. 78. 79. 80. 81. 82. 83. 84. 85. 86. 87. 88. 89. 90. 91. 92. 93. 94. 95. 96. 97. 98. 99. 100.

	30, 2023 ('000)	30, 2022 (RMB'000)
E	55,922	52,917
D	13,444	11,246
C	14,377	12,309
O	2,011	1,724
	1,000	16,698
	101,924	94,894

E	55,922	52,917
D	13,444	11,246
C	14,377	12,309
O	2,011	1,724
	1,000	16,698
	101,924	94,894

1. 2. 3. 4. 5. 6. 7. 8. 9. 10. 11. 12. 13. 14. 15. 16. 17. 18. 19. 20. 21. 22. 23. 24. 25. 26. 27. 28. 29. 30. 31. 32. 33. 34. 35. 36. 37. 38. 39. 40. 41. 42. 43. 44. 45. 46. 47. 48. 49. 50. 51. 52. 53. 54. 55. 56. 57. 58. 59. 60. 61. 62. 63. 64. 65. 66. 67. 68. 69. 70. 71. 72. 73. 74. 75. 76. 77. 78. 79. 80. 81. 82. 83. 84. 85. 86. 87. 88. 89. 90. 91. 92. 93. 94. 95. 96. 97. 98. 99. 100.

D R P G RMB101.9
 7.4% 2022, RMB4.6
 D R P G 14.0%
 J 30, 2022: 13.9%



A



h

E












2023 30,
 ('000) (RMB'000)
 () ()

I	-2,05	-1,699
F	-13	-44
B	14,124	15,561
I	5,05	7,239
O	3,9	591


 20,10 21,648

D R P G, RMB20.2
 RMB1.5 9.2% 2022,
 G, RMB2.2 2022,
 2022.



A

I

O

	2023	2022
	('000)	(RMB'000)
	()	()

	-15	-1,672
G	-3	1,393

	-19	-279
--	-----	------

D R P RMB0.2 A




D R P RMB3.0 J 30,

2022: RMB2.7








	2023	2022
	('000)	(RMB'000)
		30,
		2022
		(RMB'000)
		()

G	232	1,167
D	5,54	4,018
O	119	167
	5,925	5,352

L	92	239
D	1,235	1,419
E	30	1,237
O	51	478

	2,215	3,373
--	-------	-------

D	R	P	G	RMB5.9
	RMB0.6			
	RMB1.6			
		G		
		RMB0.9		
			RMB2.2	
				2022.



D	R	P	J
30, 2022:	RMB19.1		RMB11.5
			39.9%
D	R	P	J
			30, 2022,
			19.1%
			30.2%,



F P

I

A J 30, 2023, RMB54.8 D 31, 2022: RMB58.3

A

A J 30, 2023, RMB382.8 RMB400.8 D 31, 2022: 4.7% G

D R P G 91 J 30, 2022: 90

h P

A J 30, 2023, RMB69.4 RMB97.4 D 31, 2022:

h

A J 30, 2023, RMB63.1 RMB63.1 D 31, 2022:

h

A J 30, 2023, RMB152.5 RMB221.9 D 31, 2022: L H J L C H Q

h

A J 30, 2023, RMB169.0 RMB190.4 D 31, 2022: RMB190.4

1. A

1. A
 A J 30, 2023, RMB37.9 D 31,
 2022: RMB29.9

h P
 A J 30, 2023, RMB87.3 D 31, 2022: RMB72.2
 CO ID-19 RMB23.3

L C R

	2023	2022
	('000)	(RMB'000)
	()	()
N	113,591	55,974
N	-119,122	-164,454
N	9,90	194,881
N	4,23	86,446

1. A
 D R P RMB48.7 RMB81.2 RMB33.5 RMB3.0 RMB113.6 C


1. I. A
 D R P RMB107.8 RMB-119.1
 L C H Q H L C H J H



A



A





A

Table 1

Table 1: Summary of the 2018 Share Incentive Plan. The plan was approved by the Board of Directors on December 13, 2018, and the Shareholders' Meeting on January 24, 2021. The plan includes the following details:

- Plan Name: 2018 Share Incentive Plan
- Plan Type: Restricted Stock Plan
- Plan Term: From December 13, 2018, to December 30, 2018.
- Plan Objectives: To attract and retain key management personnel and core technical personnel, and to establish a long-term incentive mechanism to improve the company's performance.
- Plan Participants: Key management personnel and core technical personnel.
- Plan Amount: 1,818,529 shares.
- Plan Price: RMB10.47/shares.
- Plan Status: The plan is currently in progress.

Table 2: Summary of the 2018 Share Incentive Plan. The plan was approved by the Board of Directors on December 13, 2018, and the Shareholders' Meeting on January 24, 2021. The plan includes the following details:

- Plan Name: 2018 Share Incentive Plan
- Plan Type: Restricted Stock Plan
- Plan Term: From December 13, 2018, to December 30, 2018.
- Plan Objectives: To attract and retain key management personnel and core technical personnel, and to establish a long-term incentive mechanism to improve the company's performance.
- Plan Participants: Key management personnel and core technical personnel.
- Plan Amount: 1,818,529 shares.
- Plan Price: RMB10.47/shares.
- Plan Status: The plan is currently in progress.


(1) The plan was approved by the Board of Directors on December 13, 2018, and the Shareholders' Meeting on January 24, 2021. The plan includes the following details:

- Plan Name: 2018 Share Incentive Plan
- Plan Type: Restricted Stock Plan
- Plan Term: From December 13, 2018, to December 30, 2018.
- Plan Objectives: To attract and retain key management personnel and core technical personnel, and to establish a long-term incentive mechanism to improve the company's performance.
- Plan Participants: Key management personnel and core technical personnel.
- Plan Amount: 1,818,529 shares.
- Plan Price: RMB10.47/shares.
- Plan Status: The plan is currently in progress.




A

(2)



(3)



15 -1.55 / 0.5 -15



A

- (6) G P E I
- (7) G P E I G P I RMB10.47 RMB10.47
- (8) B G P E I

h . l . l .

CORPORA E GO ERNANCE

R P C
CGC
F M 10, 2023, M. / HAO (.) C D
C R C F N C
H K L R () B D C
R 3.10 H K L R () M. /
R 3.25 H K L R ()
O M 10, 2023, B D
N C C M. J D
C 2022 C J 9, 2023.
R 3.10, 3.25 , 3.27A H K

COMPLIANCE I H HE MODEL CODE

C M, C C D
C B D D
2023 J 30, 2023 M, C J 1,
C E
C C
C C

ACCO N ING ANDARD

C C A B E
2017, H K) (.) (C 622

h . l . l .

ACCO N ING POLICIE

A M F B E B
 PRC ()
 F 15, 2006.
 A B E N 32 I F R
 M F G 2022.
 2022 G.
 M 3, 2014. C H K C O
 H K C O


A DI COMMI EE AND RE IE OF HE IN ERIM REPOR AND HE IN ERIM RE L

C A C R 3.21 R 3.22 H K L
 CG C A C
 A C B A J 30, 2023, A C
 D M (HONG A C M JIN L
 D M LIC A C G
 J 30, 2023

IN ERIM DI IDEND

B P I D C
 74,600,300 C J 30, 2023, RMB1 (-) 10
 RMB7,460,030 (-) -86.0%
 RMB. D P P I D H H K
 H K RMB P I D P H K
 C P I D P B C
 2023 C

h l l





h l

PROCHA E, ALE OR REDEMP ION OF LI ED EC RI IE

D R P C

CHANGE IN DIREC OR , PER I OR AND ENIOR MANEMEN

O M 10, 2023, D C M / HAO R C

A L 2022 C J 9, 2023, M. G AN M. ANG
D B ; M. QIN H B , M. ANG J
D D B ; M. / HONG M. LI C
D B M. JIN L M. CHAN K H
D D B J 9, 2023.

O J 9, 2023, M. LI N
D C N C A C
R C

h l

J 30, 2023, B D
 C C H K E D FO
 FO () C C H K E
 352 FO; () C H K E
 M C

h h
 A J 30, 2023, C D 336 FO
 D C H K E D 2 3 P FO
 5% C

A P
 h h
 h h (1) h l (1)

C E R I F C L (中央企業鄉村產業投資基金股份有限公司)	D B	7,466,666(L)	13.51%	10.00%	
J E M C (L P) (上海金浙企業管理中心(有限合夥)) ⁽²⁾	D I	4,540,000(L)	8.22%	6.09%	
FAN ⁽²⁾	D I	4,540,000(L)	8.22%	6.09%	
N J ⁽²⁾	D I	4,540,000(L)	8.22%	6.09%	



Shareholders

Shareholder Name	Share Type	Number of Shares	Percentage	Percentage of Total Shares
上海金浦健服股權投資管理有限公司 ⁽²⁾	D	4,540,000(L)	8.22%	6.09%
溫州金寧股權投資合夥企業(有限合夥) ⁽²⁾	D	4,540,000(L)	8.22%	6.09%
⁽⁶⁾	D	5,785,350(L)	10.47%	7.76%
上海禮英投資合夥企業(有限合夥) ⁽³⁾	D	4,519,003(L)	8.18%	6.06%
上海樂進投資合夥企業(有限合夥) ⁽³⁾	D	4,519,003(L)	8.18%	6.06%
LIN L (林利軍)	D	6,506,309(L)	11.77%	8.72%
上海正心谷投資管理有限公司(上海正心谷投資管理) ⁽⁴⁾	D	6,506,309(L)	11.77%	8.72%
萬得信息技術股份有限公司	D	3,333,000(L)	6.03%	4.47%
上海荷花緣企業管理中心(有限合夥)	D	3,333,000(L)	6.03%	4.47%
萬得影響力股權投資(嘉興)合夥企業(有限合夥)	D	3,333,000(L)	6.03%	4.47%
青島金石灑納投資有限公司 ⁽⁵⁾	D	2,780,000(L)	5.03%	3.73%
金石投資有限公司 ⁽⁵⁾	D	2,780,000(L)	5.03%	3.73%
O, M, A, LLC	H	1,454,000(L)	7.52%	1.95%

h l

A P h h A P h h (1)

	h	l	h	h	h (1)
O., M, C LLC	H	I	2,150,900(L)	11.12%	2.88%
O., M, P, M, F, L	H	B	1,279,900(L)	6.62%	1.72%
O., M, P, II, L.P.	H	B	1,052,000(L)	5.44%	1.41%
B G AG	H	I	1,029,400(L)	5.32%	1.38%
(O H (鄒海麗)	H	B	1,680,000(L)	8.69%	2.25%
ANG H (6)	D	B	3,984,350(L)	10.46%	7.76%
		I	1,801,000(L)		
	H	B	309,000(L)	1.60%	0.41%

30 J , 2023
 (A RMB)

A E	N I	30, 2023	D , 31, 2022
C	()	2 4,955,934. 2	271,094,962.97
P			
F	()	10, 41,02 .00	10,641,026.00
D			
N		1,1 9,300.00	
A	()	400, 2 ,302.04	382,836,690.89
R			
A	()	20,409,523.35	32,201,223.97
P			
R			
P			
O	()	7 ,9 1, 4. 0	37,195,219.68
F			
I	()	54,77 3, 11.4	58,331,397.37
C			
A			
C			
O	()	924,9 .30	752,324.77
		40, 4,3 0.39	793,052,845.65


 h 

30 J , 2023

(A RMB)

A E	N I	30, 2023	D , 31, 2022
G			
D			
O			
L	()	14,000,000.00	14,000,000.00
L	()	145,392,242.92	143,546,246.10
I			
O	()	3,115,520.05	63,116,852.05
I			
F	()	2,239,430.30	695,020,440.79
C	()	221,901,010.33	152,497,399.68
P			
O			
R	()	19,025,233.30	190,403,751.58
I	()	292,999,339.13	254,684,348.50
D			
G	()	10,074,425.50	107,655,738.49
L	()	1,395,770.00	189,586,338.87
D	()	29,997,023.31	20,682,398.07
O	()	2,555.30	13,541,047.21
		1,903,543,317.00	1,844,734,561.34
		2,442,320.19	2,637,787,406.99

L A : P I : H A I h I :

30 J , 2023
 (A RMB)

IA IIE A A E E 'E I	N I	30, 2023	D , 31, 2022
.. I III	()	2 1,000,000.00	203,000,000.00
B			
P			
F	()	13,922,929.3	13,922,929.38
D			
N	()	1 4,0 0.00	997,944.00
A	()	,0 1, 94.20	85,773,061.53
R	()	3 , 99,303.21	29,894,836.50
C			
F			
R			
F			
F			
E	()	2,30 ,900.01	70,558,349.71
	()	2 , 95,5 0.	33,507,164.16
O	()	7 ,31 7 ,0 .53	72,193,729.87
F			
R			
L			
C	()	1 , 42,499.0	147,598,324.39
O			
		77 ,032,045.0	657,446,339.54
.. I III			
P			
L	()	352, 30,000.00	391,010,000.00
B			
L	()	150,199, 7 1.94	171,437,740.27
L	()	30 7 ,052.11	42,404,938.54
L			
P			
D	()	, 5,995.00	9,037,891.00
D	()	40,9 9,21 .50	40,547,878.81
O			
		5 3, 50,935.55	654,438,448.62

截至 2023 年 1 月 31 日

2023 年 1 月 31 日

(人民币元)

项 目	2023 年 1 月 31 日	2022 年 12 月 31 日
流动资产	1,311,884,788.16	
货币资金	74,600,300.00	74,600,300.00
应收账款	527,213,073.30	855,078,533.30
其他应收款	3,399,577.13	38,399,577.13
预付款项	27,257,591.90	233,506,534.43
存货	1,242,977,773.39	1,201,584,944.86
合同资产	139,519,931.10	124,317,673.97
其他流动资产	1,325,497,075.57	1,325,902,618.83
非流动资产	27,442,321.19	2,637,787,406.99

流动资产合计 1,311,884,788.16 非流动资产合计 27,442,321.19 资产总计 1,339,327,109.35

流动负债合计 1,311,884,788.16 非流动负债合计 - 负债合计 1,311,884,788.16

所有者权益合计 27,442,321.19 所有者权益合计 27,442,321.19

P h
 J 30, 2023
 (A RMB)

A E	N I	30, 2023	D , 31, 2022
C F D N A R A O I C A C O		13 ,19 ,51 .02	90,387,144.89
	()	40,7 9,2 0.7	48,279,992.16
		3, 557 . 4	4,108,064.74
	()	52 , 20,7 1.01	600,014,558.58
		12,9 1,317 .0	10,260,922.80
			105,000.00
		7 21,3147 53. 1	753,155,683.17

资产负债表

2023 年 1 月 31 日

(人民币元)

项 目	2023 年 1 月 31 日	2022 年 12 月 31 日
流动资产	1,112,912.11	1,174,269,518.79
货币资金	1,557,515.11	20,737,641.51
应收账款	1,215,150.00	15,529,248.15
其他流动资产	510,247.00	7,506,300.00
非流动资产	24,397,599.51	24,714,804.16
长期股权投资	294,537.21	300,390,487.39
固定资产	311,000.00	311,600.00
无形资产	2,321,933.11	741,962,585.53
其他非流动资产	3,115,205.05	63,116,852.05
流动资产合计	1,112,912.11	1,174,269,518.79
非流动资产合计	24,397,599.51	24,714,804.16
流动资产和非流动资产合计	1,902,593,211.62	1,927,425,201.96

流动资产：货币资金 1,557,515.11 元，应收账款 1,215,150.00 元，其他流动资产 510,247.00 元。

非流动资产：长期股权投资 294,537.21 元，固定资产 311,000.00 元，无形资产 2,321,933.11 元，其他非流动资产 3,115,205.05 元。

Ph
 J 30, 2023
 (A RMB)

IA IIE A A E E 'E I N I	30, 2023	D , 31, 2022
2 1,000,000.00	195,000,000.00	
F D N A R C E O L C O	19,325,049.1 7 7 59,5 3.5 15,599,4 1.5 50 ,033.59 12 7 34, 45.	20,689,401.73 3,299,924.90 18,740,841.95 597,972.12 49,473,505.95
44 ,512,4 3 7	379,289,146.65	
L B I L L P D D O	20 ,550,000.00 1 , 9 7 91.29 , 5,995.00 2,291,2 9. 9	284,750,000.00 25,922,687.47 9,037,891.00 2,291,279.89
23 , 24,0 .1	322,001,858.36	
5,13 ,529.9	701,291,005.01	

资产负债表

2023 年 1 月 31 日

(人民币千元)

项目	2023 年 1 月 31 日	2022 年 12 月 31 日
流动资产	74,003,300.00	74,600,300.00
非流动资产	7,123,028.64	871,230,628.64
资产总计	81,126,328.64	1,747,530,928.64
流动负债	3,399,577.13	38,399,577.13
非流动负债	233,224.9	241,903,691.18
负债总计	3,632,802.03	640,303,268.31
所有者权益	77,493,526.61	1,107,227,660.33
负债和所有者权益总计	81,126,328.64	1,747,530,928.64

流动资产包括货币资金、应收账款、预付款项、其他应收款、存货、其他流动资产等。非流动资产包括长期股权投资、固定资产、无形资产、长期待摊费用、递延所得税资产等。流动负债包括应付账款、应付职工薪酬、应交税费、其他应付款、一年内到期的非流动负债等。非流动负债包括长期借款、应付债券等。所有者权益包括股本、资本公积、盈余公积、未分配利润等。



 F 30 J 2023

 (A RMB)

I	N I	A	A
I.		777,925,134.4	738,304,534.09
I : R	()	777,925,134.4	738,304,534.09
I			
P			
F			
II.		724,044,237.7	680,267,107.96
I : C	()	5,390,595.7	540,536,166.95
F			
N			
N			
I			
R	()	273,115.5	2,011,207.46
G	()	7,210.00	6,115,884.91
R	()	101,924,027.7	94,894,218.90
F	()	14,957,995.3	15,061,500.46
I : I	()	20,159,333.9	21,648,129.28
I : I		19,121,137.4	22,800,335.12
I : I		27,043,310.9	-1,699,139.71
A : O	()	5,224,951.15	5,904,642.30
I : I	()	-195,259.93	-278,819.93
I : I		-15,522.45	-1,671,780.92
D			
F	()		
G	()		
G	()		30,711.64
C	()	-3,009,927.77	-2,731,680.33
A	()		
G	()		389,315.92
III.		5,492,253.7	61,351,595.73
A : N -	()	5,924,909.9	5,351,731.93
L : N -	()	2,215,131.37	3,372,509.74
I.		0,207,112.14	63,330,817.92
L : I	()	11,777,007.7	19,110,080.19

截至 2023 年 6 月 30 日止
半年度报告

项目	单位	人民币元	美元
流动资产		44,220,737.73	4,292,232.00
非流动资产		44,220,737.73	4,292,232.00
流动资产合计		44,220,737.73	4,292,232.00
非流动资产合计		44,220,737.73	4,292,232.00
流动资产		44,220,737.73	4,292,232.00
非流动资产		44,220,737.73	4,292,232.00

P **I.**
 F 30 J 2023
 (A RMB)

	N I	A h	A
I	()	1,204,99.00	185,800,099.09
L C	()	130,39,79	133,222,735.95
		140,434,74	-48,582.78
		13,09 .03	880,640.77
G		42,010,452.24	39,050,764.01
R		9,90,2 .11	

P

F 30 J 2023

(A RMB)

I

N I

A h A

- h h
- () O
- 1. C
- 2. O
- 3. C
- 4. C
- () O
- 1. O
- 2. C
- 3. A
- 4. C 56

F 30 J 2023
 (A RMB)

		A h A	
		N I	
I.		7 0,0	7 7 .35 653,410,155.49
Q			
N			
N			
Q			
N			
N			
Q			
N			
N			
R			
Q		1 9,903,99	.2 57,537,282.38
		949,990	7 3. 2 710,947,437.87
Q		2 9,09	,5 0.43 305,934,085.24
N			
N			
Q			
Q		300,131,941.5	267,178,624.43
Q		3 , 24,192.11	28,189,888.70
Q		219,34	7 30. 2 53,670,364.91
		3 ,399,424.92	654,972,963.28
		113,591,33	7 0 55,974,474.59

资产负债表
 截至 2023 年 6 月 30 日
 (A 股)

	人民币	美元
I		
II.		
流动资产	249,457,777	
货币资金	2,330,301	19,038,109.95
应收账款	25,407	19,038,109.95
预付款项	10,432,204.13	121,119,527.96
其他流动资产	15,170,113.00	62,372,716.90
流动资产合计	500,059.94	
非流动资产	12,395,593.41	183,492,244.86
可供出售金融资产	-119,121,752.30	-164,454,134.91
III.		
长期股权投资	2,450,000.00	4,040,100.00
其他权益工具投资	2,450,000.00	4,040,100.00
其他非流动资产	251,050,000.00	317,500,000.00
非流动资产合计	2,551,764.22	
资产总计	253,950,000.00	324,091,864.22
流动负债	109,300,000.00	87,320,000.00
应付账款	21,324,299.72	17,290,881.25
其他流动负债	113,150,442.74	24,599,909.22
非流动负债	244,104,742.40	129,210,790.47
负债合计	97,902,575.54	194,881,073.75



P

F 30 J 2023

(A RMB)



I	N	A	A
I.			
Q	1	510,573.3	140,627,582.89
R			
Q	491	3,057.0	259,922,752.08
-	7	2371.0	400,550,334.97
Q		0,195,550.90	86,999,715.12
Q		0,91,24.33	75,729,018.54
P		43,77.7	3,178,776.46
Q	4	3,041,04.1	305,521,020.05
-		24,57,307.1	471,428,530.17
-		53,0,40.3	-70,878,195.20
II.			
Q	1	5744.50	
Q			
N			2,880.00
N			
Q			
-	1	5744.50	2,880.00
Q			
Q		1,91749.51	4,636,366.92
N		29,1,900.00	59,309,855.16
Q			
-		30,5,49.51	63,946,222.08
-		-14,200,905.01	-63,943,342.08

P
 F
 (A RMB)

30 J 2023



	N	I	A	h	A
III.					
			199,050,000.00		272,500,000.00
			199,050,000.00		272,500,000.00
			101,150,000.00		77,100,000.00
			12,344,450.2		12,885,143.93
			79,243.50		
			192,751,200.2		89,985,143.93
			291,799.4		182,514,856.07



Account Title

Fiscal Year: 2023
(Amount in RMB)

Account Title	2023	2022	2021
Assets			
Current Assets			
Cash and cash equivalents	74,003,000.00	55,045,330.00	3,300,513.00
Accounts receivable	233,503,344.93	1,201,549,944.00	124,317,739.00
Prepaid expenses			
Other current assets			
Non-current Assets			
Property, plant and equipment			
Intangible assets			
Other non-current assets			
Liabilities			
Current Liabilities			
Accounts payable			
Other current liabilities			
Non-current Liabilities			
Long-term debt			
Other non-current liabilities			
Equity			
Paid-up capital			
Reserves			
Other equity			
Total	1,325,902,113.93	1,325,902,113.93	1,325,902,113.93

1. Accounting Policy
 A. Accounting Policy
 B. Accounting Policy
 C. Accounting Policy
 D. Accounting Policy

P

F 30 J 2023
(A RMB)

h h h E

Account

h

P

h

P
F
(A

30 J 2023
RMB

h . h . h . E .

	0	P	L	O	R
I. 74,600,300.00	854,317,490.93	38,399,577.13	209,543,788.61	1,176,861,106.67	
II. 74,600,300.00	854,317,490.93	38,399,577.13	209,543,788.61	1,176,861,106.67	
III. ()	9,007,122.02		10,942,798.62	1,835,676.60	
()	9,007,122.02		1,835,676.60	9,007,122.02	
()	9,007,122.02			9,007,122.02	
()					74,600,300.00



F 30 J 2023

I. G

K H C L L (C P R H (温州市康宁精神康复医院) PRC F 1996. C R H R D PRC.

O O 15, 2014, C K H C L L (温州康宁医院股份有限公司)

C E H K L N 20, 2015.

A J 30, 2023, RMB74,600,300; PRC, PRC. C R H R D C G

B D C J 31, 2023.

II.

(I) h i i i i A B E A E P C A B E M A F (P N 15 G P F I R D C O R C R C R M A F B E N 32 I F G 2022. G 2022.

F (A) h 30 J 2023 RMB

II. (

(I) h ()

H K C O M 3, 2014. C

(II) h h A E E

M F C J 30, 2023 A B E

III.

(I)



(A)	A	3%, 5%, 6%, 13%
B	A	7%
E	A	5%
E	B	15%, 20%, 25%

F ... 30 J 2023

III. ()

(II) P

1. P L A P B A (O 2016 N . 36) P P P M
 F A A M C M I (O C A M
 N . 149) M I (O M H N . 35) M
 H M M I P L (醫療機構執業許可證)
2. P K J F C
 C A 3%.
3. P M I P P L A P
 B B (C 2016 N . 36) P P P L A P
 A M F A
 6% 3%.

 h 
 F 30 J 2023
 (A RMB)
 I . N
 N : B D 31, 2022 J 30, 2023 (J 30, 2023 (J 30, 2022))

(I)  h

	h 	B 
I 	h 	
○ 	209,1 .3	454,907.26
○ 	2 2,235,513.11	257,534,338.59
○ 	12,511,233.15	13,105,717.12

F 30 J 2023

I . N

(III) A

1. A

A	h	B
1	409,954,541.7	388,961,193.05
1 2	,077,079.9	4,755,919.87
2 3	3,554,902	3,941,367.25
O 3	7,39,11.03	5,180,894.08
L : P	427,2,215.1	402,839,374.25
	2,9,913.14	20,002,683.36
	400,2,302.04	382,836,690.89

2. A

P	P				B					
	A	(%)	A	(%)	A	(%)	A	(%)	B	
P	24,051,540.3	5.2	1,330,353.53	7.20	7,211,720	18,221,975.88	4.52	12,514,142.66	68.68	5,707,833.22
M	24,051,540.3	5.2	1,330,353.53	7.20	7,211,720	18,221,975.88	4.52	12,514,142.66	68.68	5,707,833.22
P	403,74,445	94.3	9,57,559.1	2.3	394,10,114.4	384,617,398.37	95.48	7,488,540.70	1.95	377,128,857.67
O	403,74,445	94.3	9,57,559.1	2.3	394,10,114.4	384,617,398.37	95.48	7,488,540.70	1.95	377,128,857.67
	427,2,215.1	100.00	2,9,913.14		400,2,302.04	402,839,374.25	100.00	20,002,683.36		382,836,690.89

 h 
 F 30 J 2023
 (A RMB)

I . N

(III) A  ()

2. A ()
 P.

	h h		
I	P, h	P, l	(%)
M	24,051,540.73	17,330,353.53	72.06
			L ECL
	24,051,540.73	17,330,353.53	

	h h		
I	A	P, h	P, l
			(%)
O	403,674,674.45	9,567,559.61	2.37
	403,74,74.45	9,7,559.1	



F 30 J 2023

I . N

(III) A

3.

	B	P	h	h
P	12,514,142.66	4, 1 ,210. 7		7 ,330,353.53
P	7,488,540.70	2,10 ,912. 9	29, 93.9	9,5 7 ,559. 1
	20,002,683.36	,925,123.7	29, 93.9	2 , 9 ,913.14

4.

A			A
A			29, 93.9

h
 F (A RMB 30 J 2023)

I . N
 (I) A

1. A

A	h	h	A	P	(%)	A	P	(%)
1	19,103,003.7	93.0	29,973,748.69	93.08				
	1,250.19	.13	2,127,484.58	6.61				
	,000.00	0.03	56,690.70	1.18				
O 3	49,000.00	0.24	43,300.00	0.13				
	20,409,523.35	100.00	32,201,223.97	100.00				

2.

	h	h	h	h	(%)
B J I B C			4,350,000.00		21.31
M C L			3,430,766.84		16.81
D M L C L			1,762,075.01		8.63
H P C L			1,411,016.00		6.91
Q M C L			1,331,110.72		6.52
H C L					
			12,249.5		0.19

F... 30 J 2023

I . N
 () h

I	h	B
I	h	
D		
O	7 ,9 1, 4. 0	37,195,219.68
	7 ,9 1, 4. 0	37,195,219.68

1. O
 (1) O

A	h	B
1	7 ,034,31 . 7	31,752,956.09
1 2	2,53 ,1 7 5	12,384,779.19
2 3	,92 ,153.3	4,035,447.86
3 4	2, 49,1 .50	1,755,508.40
4 5	41,959. 3	101,363.874,035,447.86

h
F
(A RMB

30 J 2023

I . N

() h

1. 0

(2) 0

h h
P_r

A r

h
h

 F 30 J 2023

I . N

() h ()

1. O ()

(2) O ()

P

	h	P	P (%)
P	69,726,045.08	2,250,148.77	3.23
	97 2 ,045.0	2,250,14 77	

(3) D

	I	II	III
P	12- h E () ()		
B	860,111.50	15,852,030.91	16,712,142.41
B			
-			
-R			
-R			
P	1,443,797.06		1,443,797.06
R			
	53,759.79		53,759.79
O			
B	2,250,14 77	15, 52,030.91	1 ,102,1 9.

h
 F (A RMB 30 J 2023

I . N

() h ()

1. O ()

(3) D ()

C ()

	I	II	III
12- h E		E	E
B	28,569,542.89	25,337,819.20	53,907,362.09
B			
-		II	
-		III	
- R		II	
- R		I	
A	41,156,502.19		41,156,502.19
D			
O			
B	9,2045.0	25,337,19.20	95,037,4.2

F 30 J 2023

I . N

() h
1. O
(4) P

	h	h	h	h
P	15,852,030.91			15, 52,030.91
P	860,111.50	1,443,79.0	53,759.9	2,250,147.7
	16,712,142.41	1,443,79.0	53,759.9	1,102,179.

(5) O

	A
O	53,759.79

(6) O

	h	h
D	21,149.11	20,677,631.31
P	0.00	816,666.30
A	1,920,291.0	2,388,682.68
A	3,319.20	26,559,018.86
E	15,130,000.00	
O	1,027.591	3,465,362.91
	95,034.2	53,907,362.09

 h
 F 30 J 2023
 (A RMB)

I . N ()

(I) I .
1.

	h	h	B	B
P			P	
h				
I			B	B
	1,9,515.4	1,9,515.4	3,697,607.74	3,697,607.74
C	52,7,09.01	52,7,09.01	54,633,789.63	54,633,789.63
	54,773,11.4	54,773,11.4	58,331,397.37	58,331,397.37

(II) h

I

h B

(X) 30 J 2023
RMB

	h	B
I	h	h
F	3,11 , 52.05	63,116,852.05
I	3,11 , 52.05	63,116,852.05
	3,11 , 52.05	63,116,852.05

(XI)

	h	B
I	h	h
F	2,239,4 .30	695,020,440.79
D	2,239,4 .30	695,020,440.79
	2,239,4 .30	695,020,440.79

F 30 J 2023

I N

(XI)

2.

1. O									
(1) B	676,374,947.03	9,403,193.79	52,160,606.66	29,771,289.75	246,930.00	101,810,746.61	140,027,233.85	979,776,727.94	
(2) I		626,942.88	7,630,725.39	1,297,900.03		4,660,269.61		12,716,082.82	
P		626,942.88	3,586,315.36	1,292,500.03		4,660,269.61		8,873,527.85	
I			4,044,410.03	5,400.00				4,044,410.03	
(3) D			930,898.70	761,455.47		1,232,965.20		2,365,718.96	
D			895,548.70	747,365.47		1,232,965.20		2,128,513.90	
D			35,350.00	14,090.00				35,350.00	
O	201,855.06							201,855.06	
(4) B	7,173,091.97	10,030,137.55	0,433.35	30,307,34.31	24,930.00	105,230,051.02	140,027,233.55	990,327,947.55	
2. A									
(1) B	107,334,791.37	4,981,299.30	37,252,025.00	22,455,885.36	226,919.31	68,567,186.58	66,620,984.90	284,756,287.15	
(2) I	11,430,317.32	647,131.58	5,354,862.91	1,786,678.57	6,746.45	7,932,208.00		25,364,519.81	
P	11,430,317.32	647,131.58	3,824,127.11	1,785,148.57	6,746.45	7,932,208.00		23,833,784.01	
I			1,530,735.80	1,530.00				1,530,735.80	
(3) D		2,019.60	848,466.42	705,391.14		1,180,842.38		2,031,328.40	
D			839,136.35	702,021.85		1,180,842.38		2,019,978.73	
D		2,019.60	9,330.07	3,369.29				11,349.67	
(4) B	11,210,330.33	5,549,993.35	41,542,149.49	23,531,727.99	233,577,535.429		20,949,030,094.55		
3. I									
(1) B									
(2) I									
(3) D									
(4) B									
4. C									
(1) C	55,544,914.44	1,143.32	1,102,011.11	77,051.52	13,242.24	29,740.04	7,340.2495	2,239,430.30	
(2) C	569,177,160.52	4,499,312.42	14,908,581.66	7,315,404.39	20,010.69	33,211,469.25	73,406,248.95	695,020,440.79	

h | |
 F | | 30 J 2023
 (A | | RMB | |)






I . N (XII) | | | |

1. C | | | | |

	h	B
I	h	
C	221,901,010.33	152,497,399.68
C		
	221,901,010.33	152,497,399.68




2. D | | | | |


	h	h	B	
P			B	
K H	311, 00.00	311, 00.00	311,600.00	311,600.00
C H P	3,120,90 .95	3,120,90 .95		
H L	4,343, 4.55	4,343, 4.55	72,377,326.40	72,377,326.40
H L C	53,501, 53.99	53,501, 53.99	27,536,449.81	27,536,449.81
H Q	34,05 ,013.11	34,05 ,013.11	16,073,697.42	16,073,697.42
H J	45,190, 09.31	45,190, 09.31	35,508,167.99	35,508,167.99
O	1,3 5,3 2.42	1,3 5,3 2.42	690,158.06	690,158.06
	221,901,010.33	221,901,010.33	152,497,399.68	152,497,399.68

 F 30 J 2023
 (A RMB)

I . N
 (XIII) h - -   

I 	 	
1. O		
(1) B	318,648,155.90	318,648,155.90
(2) I		
N		
I		
(3) D	2,294,531.41	2,294,531.41
D	220,485.15	220,485.15
O	2,074,046.26	2,074,046.26
(4) B	31 ,353, 24.49	31 ,353, 24.49
2. A		
(1) B	128,244,404.32	128,244,404.32
(2) I	20,598,505.54	20,598,505.54
P	20,598,505.54	20,598,505.54
(3) D	1,514,908.67	1,514,908.67
D	137,803.09	137,803.09
O	1,377,105.58	1,377,105.58
(4) B	14 ,32 ,001.19	14 ,32 ,001.19
3. I		
(1) B		
(2) I		
(3) D		
(4) B		
4. C		
(1) C	1 9,025, 23.30	1 9,025, 23.30
(2) C	190,403,751.58	190,403,751.58



F h 30 J 2023

I . N ()



F (A h 30 J 2023 RMB)



F 30 J 2023

I . N (X I)

	B	L	A	O
R	189,414,067.93	7,029,014.22	0,093	1,373,049.9
L	172,270.94	5,025.7	3,52.90	193,13.91
	189,586,338.87	7,077,32.01	22,71,392.2	1,3,95,77.0

(X II)

1. D

	B	L	A	D
P	1,95,52.92	3,53,32.2	16,979,155.87	3,164,380.59
D	5,940.04	1,144,90.01	50,169,236.15	8,217,114.53
D	4,20,552.49	1,05,13.13	4,390,510.38	1,097,627.60
	54,502.33	203,25.35	54,688,502.33	8,203,275.35
	145,47,421,7	29,99,702.31	126,227,404.73	20,682,398.07

F (A) RMB 30 J 2023

(X II)

	h	h	h	h
A	150,22,9 3.03	3,55 7 45 ₇	148,564,631.76	37,141,157.94
C	13,11 , 52.0	1,9 7 ,52 7 . 1	13,116,852.07	1,967,527.81
O	577 977 17 2	1,444,942.93	6,620,111.12	1,439,193.06
	1 9,123, 0 . 2	40,9 9,21 .50	168,301,594.95	40,547,878.81

(X III) h

	h	h	h	h

F 30 J 2023

I . N

(XX)

	h	h
	13,922,929.38	13,922,929.3
	13,922,929.38	13,922,929.3

(XXI)

	h	B
	4,0 0.00	997,944.00
	4,0 0.00	997,944.00

(XXII)A

	h	B
	h	
1	5,509,131.21	84,193,738.77
1 2	2,0 2,209.99	1,161,389.02
2 3	222,323.13	71,968.47
O , 3	2 ,029. 7	345,965.27
	,0 1, 94.20	85,773,061.53

(XXIII) A

1.		B
	h	
	h	
A	3 , 3 ,350. 5	29,436,207.46
R	0,952.3	458,629.04
	3 , 99,303.21	29,894,836.50

F (A) RMB 30 J 2023

I . N (XXI) E

1. L

	h	h	h	h
P	68,138,710.58	2,153,109.9	24,399,441	59,945,544.43
	2,419,639.13	15,295,053.9	15,350,299.2	2,303,355.5
	70,558,349.71	291,409,242.2	299,730,339	2,309,900.01

2. L

	h	h	h	h
(1)	66,161,148.57	24,147,300	254,297,29	5,209,945.42
(2)	307,382.14	945,32.04	9,112,010	140,134.0
(3)	1,464,184.43	10,312,097.1	10,205,2.3	1,534,049
I : M	1,425,747.59	9,921,142	9,204,59	1,530,077
M	37,301.70	30,223	307,357.1	3,299.09
M	424.64	1,392.0	1,00.0	1.4
O	710.50	-1,334.00		
(4) H	205,995.44	10,441.90	10,400.90	32,011.54
(5) L		13,99.41	12,551	1,112.90
(6)				
(7)				
(8) O				
	68,138,710.58	2,153,109.9	24,399,441	59,945,544.43

F 30 J 2023

I . N

(XXI) E

3.

	2,347,144.91	14,79,02.2	14,53,77	2,2,320.0
	72,494.22	49,542.5	49,1.05	7,4,035.50
	2,419,639.13	15,295,05.39	15,350,29.2	2,3,0,355.5

(XX)

	2,509,707	2,399,813.52
	24,032,93.09	26,859,279.46
	05,45.42	1,260,918.02
	9,40.2	2,292,516.47
	159,49.30	387,329.69
	2,42.20	25,663.04
	100,435.1	163,205.29
	7,17,41.2	116,587.33
	1,55.0	1,696.00
	5,9.4	155.34
	2,95,50.	33,507,164.16

(XX I) h

		577,043.05
	25,11.01	735,000.00
	,91,9.52	70,881,686.82
	7,31,0.53	72,193,729.87

F (A) RMB		30 J 2023		
I . N (XX I) h				
1.				
	I		h	B
	I		h	
				577,043.05
				577,043.05
2.				
	I		h	B
	I		h	
	D		25,1 1.01	735,000.00
			25,1 1.01	735,000.00
3.	O			
(1)	L			
	I		h	B
	I		h	
	P		24,5 0,009.11	25,932,146.03
	P		0.00	7,000,000.00
			1,400, 0 .	3,682,272.62
	D		1,905,152. 0	1,900,552.80
	C		25,4 0, 53.0	17,695,375.57
	P		3,99 , 13.52	4,374,261.21
	A		2,5 277 97 9	3,673,024.53
			23,400,314.30	
	O		3,3 3,3 .04	6,624,054.06
			, 91, 97 .52	70,881,686.82

F... 30 J 2023

I . N
 (XX II)

	h	B
L -	134,0 0,000.00	22,470,000.00
L -	24,992,499.0	99,580,000.00
L	29,5 0,000.00	25,548,324.39
	1 , 42,499.0	147,598,324.39

(XX III)

	h	B
P	1 2,500,000.00	186,000,000.00
	1,500,000.00	
G	242,900,000.00	227,480,000.00
L : L	134,0 0,000.00	22,470,000.00
	352, 30,000.00	391,010,000.00



(XXIX)

	h	B
L	150,199, 7 1.94	171,437,740.27
	150,199, 7 1.94	171,437,740.27

2023年6月30日 人民币		2023年6月30日 人民币	
流动资产		流动资产	流动资产
货币资金		307,052.11	42,404,938.54
应收账款		307,052.11	42,404,938.54
预付款项			
其他应收款			
存货			
流动资产合计		0,34,052.11	141,984,938.54
非流动资产		333,553.2	9,382,772.07
长期股权投资		29,500,000.00	99,580,000.00
其他非流动资产		307,052.11	42,404,938.54


E Z A I
2023 I E I EP



 h 
 F 30 J 2023
 (A RMB)

I . N
 (XXX I)

1. A
- B.

I 	h	A	A
R	7 2 , 92, 33.43	683,078,850.17	
I : P	15 ,9 ,40 ,05	147,585,739.76	
	5 1 , 14,22 .3	535,493,110.41	
R	49,232,530.41	55,225,683.92	
I	2 , 1, 0 .5	37,656,705.69	
M	1,4 5,14 .50	1,500,000.00	
R	2, 5 ,9 1,77	3,417,245.81	
O	1 ,00 , 02.5	12,651,732.42	
	777 ,925,1 3. 4	738,304,534.09	



2. D




h 30 J 2023

I . N (XXX II) h

I	h	A	A
P		17 04,919.2	1,001,891.04

 h 
 F 30 J 2023
 (A RMB)
 I . N
 (XXXIX)

I 	h	A	A
E	55,921 ₇ 2.5		49,573,428.40
D	,990,0 ₉₇ 5		5,720,360.45
A	1, 00,111.04		2,293,955.81
A	4, 4,159. 0		3,232,014.43
P	1,039,34 ₇₇		899,362.84
H	1,3 ,03 .		779,580.51
E			3,343,511.39
O	1 ₇ 00,201.12		1,607,083.90
W	2,0 ₇ 0,52 .		1,723,546.90
P	7 ₇ 1 ₇ 53.3		963,759.27
P	1, 7 ,255.0		1,724,874.78
C	1,2 3 ₇ 93 ₇		1,603,121.87
O	1,5 2,9 1 ₇		1,481,863.8 , (/ 10 1



h
F 30 J 2023

I. N

(XI)

I	h	A	A
		19,1 2,13 .4	22,800,335.12
		5,05 ,10 .1	7,238,858.39
		2, 04, 31.09	1,699,139.71
		-13,0 0.04	-44,311.88
		544,2 4.0	591,245.75
		20,159, 33.9	21,648,129.28

(XII)

I	h	A	A
		5, 00,421.10	5,361,749.51
		200,405.44	220,294.02
		21, . 1	321,968.77
		5, 22,495.15	5,904,642.30

(XIII)

I	h	A	A
		-15, ,522.45	-1,671,780.92
		-3 ,203.4	1,392,960.99
		-195, 25.93	-278,819.93

1. 2023年6月30日
 (A) RMB
 (X) N
 h
 A
 h

h 30 J 2023

I . N (XI, II)

	A h	A	A
I			
G	10,13 .9	8,843.14	10,137.96
I : F	10,13 .9	8,843.14	10,137.96
D	5,5 3, 44.	4,017,521.21	5,573,844.86
G	232,490.00	1,166,876.42	232,490.00
O	10 ,4 .1	158,491.16	108,488.16
	5,924,9 0.9	5,351,731.93	5,924,960.98

(XI, III)

	A h	A	A
I			

h
 F (A RMB 30 J 2023

I . N
 (XIX) I.

	A	A
C	23,35 ,20 .5	23,230,774.09
D	-11, 0,32 .50	-4,120,693.90
	11,477 , 0,0	19,110,080.19

2. R

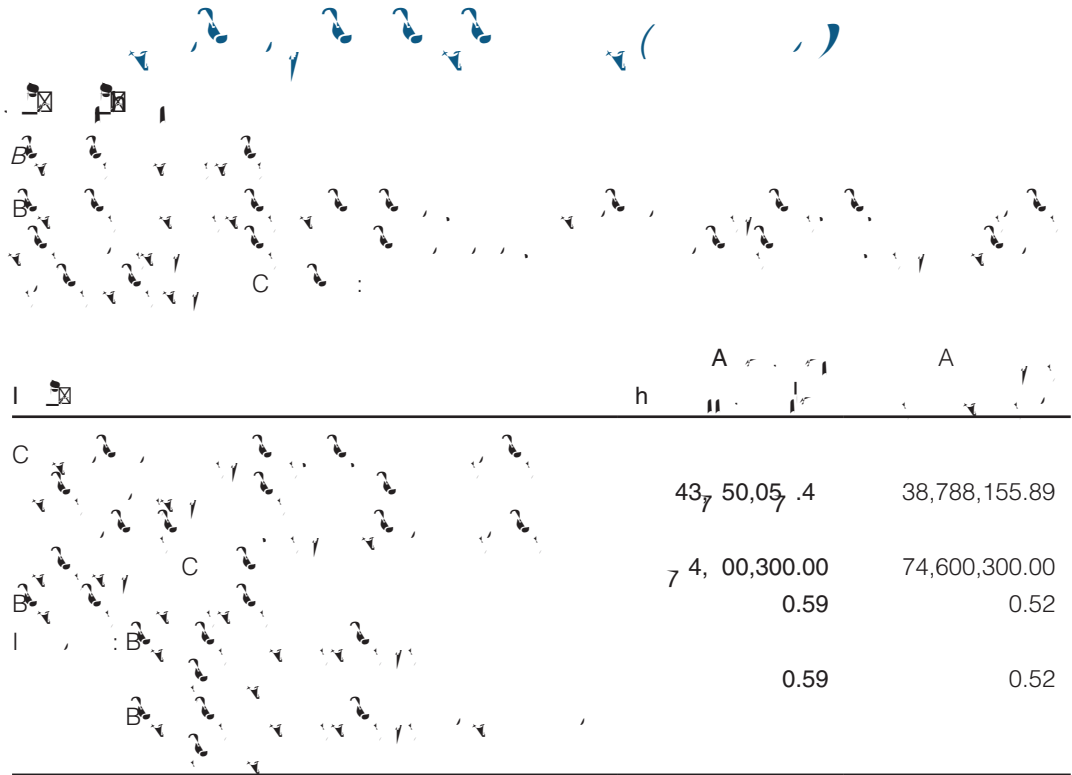
	A
I	0,20 ,112.14
I	1 ,07 ,002.03
I	212,27 1,7 4
A	-1,42 , 5.9
I	777 9.9
I	45,141.99
I	-1,10 ,5 .29
I	-24177 .23
I	- 11,07 5.5
I	-1,33 , 34.41
O	91,9 277
I	11,477 , 0,0

h 30 J 2023

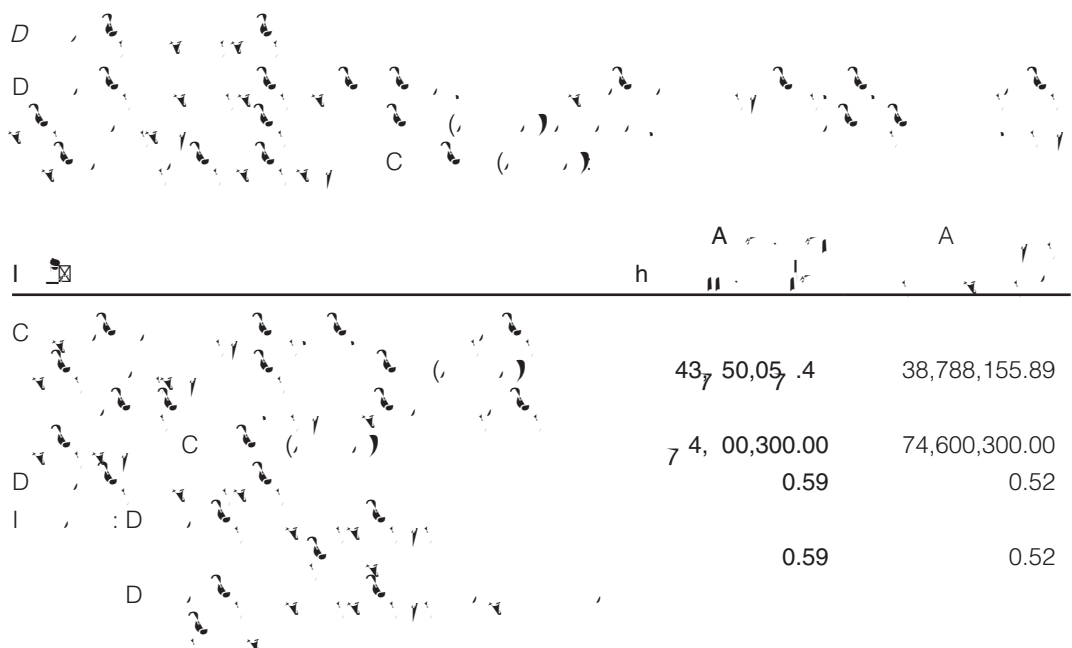
I . N

(A) E

1.



2.



		h	A	A
1.	R			
	N	43,50,05.4		38,788,155.89
	A : G	4,9,9,1,4.1		5,432,581.84
	C	3,009,92.77		2,731,680.33
	P			
	D	23,33.4.01		28,063,119.25
	D			
	D	20,59,505.54		20,760,704.78
	A	14,041,9.4.1		12,489,361.10
	A	22,1,392.2		25,082,357.37
	L			
	(-389,315.92
	L			
	(1,4.		230,243.01
	L			
	(-30,711.64
	F			
	(19,1,9,0.7.42		22,756,023.24
	I			
	(195.25.93		278,819.93
	D			
	(-9,314,304.24		153,565.04
	I			
	(421,33.9		2,475,741.06
	D			
	(3,55.7.5.9		3,049,315.08
	D			
	(13,05,344.1		-103,135,220.95
	I			
	(-4,50,12.		-2,761,944.82
	O			
2.	N	113,591,33.7.0		55,974,474.59
	C			
	C			
	F			
3.	N			
	O	2,2,904.2		275,180,570.66
	L	25,595,990.9		188,734,845.35
	A			
	L			
	N	4,2,2,913.5		86,445,725.31



h 30 J 2023

I . N (A) h

E Z A I P I A
2023 I E I EP



 h
 F 30 J 2023
 (A RMB)

C
 (I)   h
 3. l

	h A . A			
	h	h	h	h
A			562,986.94	562,986.94
O	12,167.15	12,167.15	11,292,072.74	7,414,323.69
A			1,074,846.30	677,201.30
O			1,167,668.59	166,068.59
P	109,424.55	109,424.55	373,931.03	373,931.03
I			360,020.26	360,020.26
O	8,270.20	8,270.20	2,196,970.19	2,505,404.03
F				
R			82,000.00	
C	4,850.00	4,850.00		17,000,000.00
I			5,550,629.97	5,550,629.97
L				
D				
O				
L				
B	210,741.55	210,741.55	457,516.78	457,516.78
P	1,010,178.58	109,424.55	1,045,046.80	1,045,046.80
O			340,592.00	340,592.00
E	10,287.89	10,287.89		
A				
L				
D				2,987,359.95
N	-1,096,496.12	-195,742.09	20,817,970.44	29,780,050.28
L			10,200,805.52	14,592,224.64
N	-1,096,496.12	-195,742.09	10,617,164.92	15,187,825.64

D
 C



F 30 J 2023

I. I

(I) I

1. G

h, h e l (%)

Entity Name	Entity Type	Parent Entity	Ownership %	Control
(G) J C., L.	(LLC)	N	100.00	I
P K H., C., L.	LLC	P	100.00	I
G., H., C., L.	LLC	M	100.00	I
H., C., L.	LLC	Q	60.00	I
L C H., C., L.	LLC	M	51.00	I
K H., M., C., L.	LLC	H	100.00	I
H., C., L.	LLC	M	60.00	I
K H., C., L.	LLC	M	51.00	B
H C H., C., L.	LLC	H	100.00	I
C C., L.		M	100.00	I
J, H C., L.	LLC	H	100.00	I
J, J C., L.	LLC		50.00	I
N H., C., L.	LLC	N	85.65	B
H P., H., C., L.	LLC	H	51.00	B
G H., C., L.	O	G	90.00	B
N P., H.	O	M	51.00	B
B H., C., L.	LLC	B	51.00	I
H C., L.	LLC		100.00	B




 F (A) RMB 30 J 2023

						h, h, l (%)	
H	H	LLC	H	H	M	95.00	B
/	H	LLC	H	H		98.00	I
	D	LLC			D	100.00	I
	M H E H	LLC			H	100.00	I
/	D P	O			P	80.00	I
C	P	O	C	C	M	64.55	B
C	O	LLC	H	H	M	100.00	I
H	M E	LLC	H	H		100.00	I
H	N	LLC	H	H	N	100.00	I
L	C H	LLC			M	100.00	I
/	H H	LLC	H	H	M	55.00	I
/	H H	LLC	H	H	H	66.00	B
P	H H L	LLC	J	J	M	100.00	I
C	H H	LLC	H	H	M	100.00	I
O	H	LLC	O	O	M	100.00	I
O	N	LLC	O	O	M	100.00	I
	H	LLC	L	L	M	100.00	I

附錄一 截至 2023 年 1 月 31 日

一、 附屬公司



(一) 附屬公司

1. 附屬公司

持股比例 (%)

附屬公司名稱	法律形式	註冊地	業務性質	業務範圍	業務關係	持股比例 (%)	控制關係
L 瓊海 H 藥業 C.,L.	LLC	瓊海	藥業	藥業	M, 藥業	80.00	直接
O 瓊海 E, H 藥業 C.,L.	LLC	瓊海	藥業	藥業	M, 藥業	100.00	直接
Q 瓊海 H 藥業 C.,L.	LLC	瓊海	藥業	藥業	M, 藥業	100.00	直接
瓊海 M, I 藥業 C.,L.	LLC	瓊海	藥業	藥業	M, 藥業	100.00	直接
瓊海 C H 藥業 C.,L.	LLC	瓊海	藥業	藥業	M, 藥業	100.00	直接
瓊海 J, F 藥業 C.	LLC	瓊海	藥業	藥業	M, 藥業	100.00	直接
瓊海 L H 藥業 C.,L.	LLC	瓊海	藥業	藥業	M, 藥業	60.00	直接
瓊海 H 藥業 C.,L.	LLC	瓊海	藥業	藥業	M, 藥業	100.00	直接
P 瓊海 C H 藥業 C.,L.	LLC	瓊海	藥業	藥業	M, 藥業	100.00	直接
J 瓊海 H 藥業 C.,L.	LLC	瓊海	藥業	藥業	M, 藥業	51%	直接
瓊海 I 藥業 C.,L.	LLC	瓊海	藥業	藥業	M, 藥業	100%	直接
瓊海 M, H 藥業 C.,L.	LLC	瓊海	藥業	藥業	M, 藥業	100%	直接
(樂清怡寧中西醫結合醫院有限公司)							
瓊海 A P 藥業 C.,L.	LLC	瓊海	藥業	藥業	P, 藥業	100%	直接
L 瓊海 H 藥業 C.,L.	LLC	瓊海	藥業	藥業	M, 藥業	51%	直接
瓊海 C H 藥業 C.,L.	LLC	瓊海	藥業	藥業	M, 藥業	55%	直接
(溫州育己健康科技有限公司)							



 F (A) h RMB 30 J 2023

l. l ()

h
F
(A RMB 30 J 2023

II. R

(I)

C C C A

h
 F (A) RMB 30 J 2023

II. R (III)

2. E E C RMB. C PRC D HKD C RMB

	\$	\$	\$	HK\$		
	591,799.1	49,933.1	41,335.2	880,734.82	50,073.95	930,808.77
	591,799.1	49,933.1	41,335.2	880,734.82	50,073.95	930,808.77

F 30 J 2023

III. D

L 1 () C

L 2 L 1


L 3

(I) I I I I I

	I	1	2	3
I				
I. F				
1. F			10,641,026.00	10,641,026.00
(1) I				
(2) I			10,641,026.00	10,641,026.00
(3) D				
2. F				
h			10,641,026.00	10,641,026.00
F			13,922,929.38	13,922,929.38
1. F			13,922,929.38	13,922,929.38
(1) E				
(2) D				
(3) O			13,922,929.38	13,922,929.38
2. F				
h			13,922,929.3	13,922,929.3

F (A) h 30 J 2023 RMB

III. D (II)



h

30 J 2023

I . R

(I)



(II)

(III)



H A M C , L A
 C H C , L A
 C H K H C , L A
 H H C , L A
 A (F N 769 (H A M C , L) 751. C

037 101 110 641 379.0339

F (A) RMB 30 J 2023

I . R () L . h

<p>M H C</p> <p>(E C C.,L,</p> <p>F H M C.,L,</p> <p>J N I C.,L,</p> <p>Q K L</p> <p>D M</p> <p>C</p> <p>L</p> <p>O</p> <p>H</p> <p>D H C.,L,</p> <p>N M A B , P A K A</p> <p>I M P</p> <p>(L , L , P)</p>	<p>N - C</p> <p>N - C</p> <p>N - C</p> <p>N - C</p> <p>N - C</p> <p>N - C</p> <p>N - C</p> <p>N - C</p> <p>I C</p> <p>D</p> <p>D A</p> <p>I</p> <p>P C</p>
--	--

(寧波梅山保稅港區寬展
 投資管理合夥企業(有限合夥))

截至 2023 年 6 月 30 日止

1. 重要会计政策及会计估计

(1) 收入确认

1. 销售商品收入

主营业务收入	其他业务收入	其他收益	公允价值变动收益	投资收益	净损益
1,451,145.50					1,500,000.00
成本	其他业务成本	资产减值损失	信用减值损失	资产处置收益	所得税费用
55,550.20					

2. 让渡资产使用权收入

其他业务收入	其他收益	公允价值变动收益	投资收益	净损益
5,333.3				73,142.88
成本	资产减值损失	信用减值损失	资产处置收益	所得税费用

宁波晟鸿信息科技有限公司(宁波保税區晟鴻信息
科技有限公司)

h

h

h

30 J 2023

I . R

()

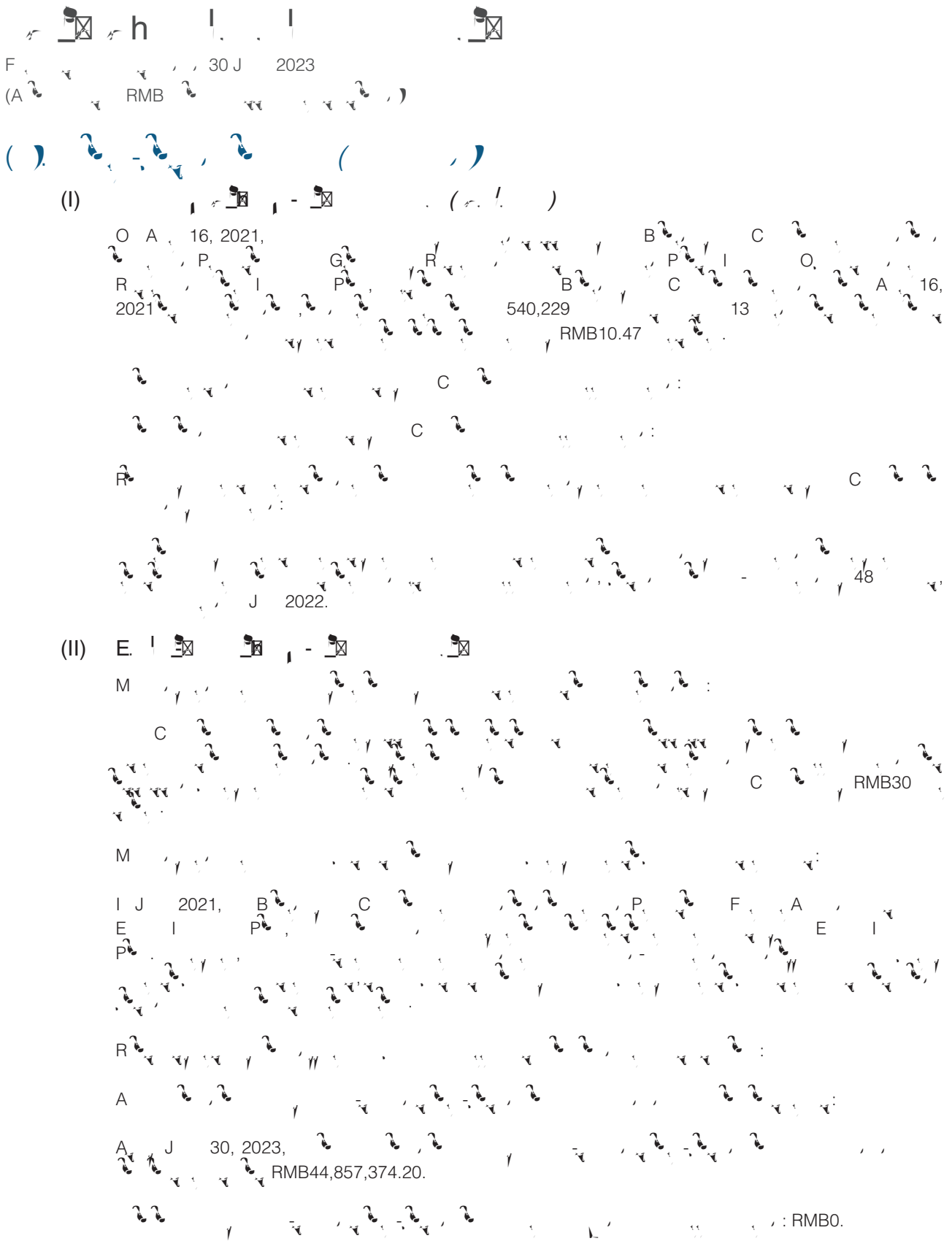
4. A

	A	A
N M B P A	33.7591%	15,000,000.00
K I M J		
P (L L P)		
(寧波梅山保稅港區寬展投資管理 合夥企業(有限合夥))		
Q K	5%	500,000.00
L K		

5. R

	A	A
I	h	
R	3,215,037.52	2,965,119.82

F (A) h 30 J 2023 RMB
 I . R (I)
 1. R
 h B
 P





h | | h

F 30 J 2023

() ()

(III) I J 2021, B C P F A E I P C

I. C

1. A J 30, 2023, C

(I) C

II. E

(I) h h

N

F 30 J 2023

I . N

(I) A

1. A

A I	h	B
1	41,292,202.90	49,024,983.98
1 2	25,315.13	709,878.26
2 3	7,097.2	1,158,221.95
O 3	3,905,521.7	2,748,299.92
	4,159,91.1	53,641,384.11
L : P	5,23,29	5,361,391.95
	40,79,20.7	48,279,992.16

2. A

h h I A Q

9



 F 30 J 2023
 (A RMB)

I . N ()

(I) A ()

2. A ()
 P ()

	h	h	
	P	P	(%) h
M	4,873,715.26	4,873,715.26	100
	4,737.152	4,737.152	/

P ()

	h	h	
	A	P	(%)
O	41,292,202.90	412,922.03	1.00
	41,292,202.90	412,922.03	/

3. P ()

	h	h	
	P	P	h
			h



F 30 J 2023

I . N



h
F (A RMB 30 J 2023

I . N ()

(II) h ()

2. O ()

(2) D ()



h
30 J 2023

I . N

- (II) h
- 2. O
- (3) P

	1	2	3
P		E	E
12- h E	()	()	()

h
 F (A RMB 30 J 2023

I . N ()

(II) h ()

2. O ()

(3) P ()

C

	1	2	3
		E	E
		()	()
12- h E			

B	547,241,040.24	547,241,040.24
B		
-	2	
-	3	
-R	2	
-R	1	
A		
D	69,412,797.08	69,412,797.08
O		
B	47,243.1	47,243.1

F 30 J 2023

I . N

(II) h

2. O

(4) P

	A	h	h
P	226,481.66	39,249.34	187,232.32
	226,481.66	39,249.34	17,232.32

(5) O

	h	h	B
A	403,932,135.7		507,207,052.64
R	4,32,11.55		33,132,118.55
D	5,933,150.00		5,933,350.00
E	15,130,000.00		
O	3,10,99.02		968,519.05
	4,4,0,103.33		547,241,040.24


 h
 



F 30 J 2023
 (A RMB)

I . N
 ()

(III)

	Pr	B	P	B
	7,024,492.2	7,024,492.2	649,079,592.72	649,079,592.72
	92,357,00.59	92,357,00.59	92,882,992.81	92,882,992.81
	7,2,32,193.31	7,2,32,193.31	741,962,585.53	741,962,585.53

7.

	Pr	B	P	B

h | |
 F (A RMB) 30 J 2023

I . N ()

(I)

1. R

I	A		A	
	h		R	C
M	1,457,542.75	130,397.9	183,506,368.69	133,177,435.95
O	1,29,25.25		2,293,730.40	45,300.00
	1,204,799.00	130,397.9	185,800,099.09	133,222,735.95

A.

I	A		A	
	h			
P	43,231,4	4.13	44,016,314.26	
	131,344,0	.2	139,490,054.43	
	1,457,542.75		183,506,368.69	

2. D

() I

I	A		A	
	h			
				594,000.00
		1,155.55		-1,296,180.45
		-1,591.72		
		77,554.72		-702,180.45



A, C

B

B H

B H C, L. (北京怡寧醫院有限公司) PRC A 17, 2015, C

B D B

C

C K H

C K H C, L. (蒼南康寧醫院有限公司) PRC J 15, 2012, C

C L

C L P R C

CG C

C G C, A 14 H K L R

C K P H

C K P H C, L. (長春康林心理醫院有限公司) PRC F 16, 2016, C

C K H

C K H C, L. PRC, H M B H K E (C : 2120)

D ()

() C

D ()

() C RMB RMB1.00

G H

G H C, L. (溫州怡寧老年醫院有限公司) PRC N 2, 2015, C

G

C



G	H	G	H	C ., L . (冠縣怡寧醫院有限公司)	M	1, 2017,	C	
		PRC						
H	()	C			RMB1.00		M B	
		H K	E					
H	C	H	C	H	C ., L . (杭州慈寧醫院有限公司)	N	18, 2017,	C
		PRC						
H	H	H	P	H	C ., L . (荷澤怡寧精神病醫院有限公司)	A	6, 2017,	C
			PRC					
HKD			H	K				
H	K	H	K	A	R	PRC		
H	K	L	R	R	G	L	E	H K
				L				
H	K	E	E	H	K	L		
I	()	N	-	D	P	E	I	
			A					
		I		P				
			C					
J	H	J	H	C ., L . (緞雲舒寧醫院有限公司)	F	15, 2019,	C	
		PRC						
L	K	L	C	K	K	H	C ., L . (婁底市康樂康寧醫院有限責任公司)	
			PRC			A	28, 2017,	
		C						



L H C, L, (温州鹿城怡寧醫院有限公司), PRC A 2, 2020, C

M A R PRC

M, C, M, C, D, L, L, A 10 H K L R

N C B

P () D B () G () I B I E

P C H C, L, (平陽長庚怡寧醫院有限公司), PRC 14, 2021, C

P H H C, L, (浦江怡寧黃鋒醫院有限公司), PRC 3, 2018, C

PRC C P R C H K M A R PRC

P I D



R P J 30, 2023

R C B

RMB PRC

FO (C 571 L H K)

() () C RMB1.00

D () H ()

() () ()

H (深圳怡寧醫院,

H C L (深圳市怡寧醫院有限公司)) PRC

22, 2014, C

M R C B

() () C O (C 622

L H K)

() () H K L R

() C

C C PRC C L

O E H C L (溫州甌海怡寧老年醫院有限公司),

E H C M 8, 2021,

() C

P I H () C L (怡寧心理互聯網醫院(溫州) 蘇 橙 雋 醫 館

I H



K H

K H C ., L., (永嘉康寧醫院有限公司)
PRC D ., . 12, 2012,

C

K H

K H C ., L., (樂清康寧醫院有限公司)
PRC ., . 3, 2013,

C

%

温州康宁医院股份有限公司
Wenzhou Kangning Hospital Co., Ltd.